












CUTTING HEIGHT OF GRASS

STRI Recommendation

AREA	SUMMER	
	mm	inches
Putting Surface 	4-7	
Collar & Approachs 	10-12	
Teeing Area 	10-12	
Fairways 	14-19	0.5---0.75
Greenside Banks 	30-40	1.2---1.5
Semi-Rough 	40-50	1.5---2
Tee Banks 	40-50	1.5---2
Golfing Rough 	100	4
Non-Golfing Rough 	120-150	5-----6

Note 1  Indicates a Bunker.

Note 2
Cutting Heights must be reviewed in conjunction with the frequency of cut, which in turn is controlled by the rate of growth of the grass.

Note 3
The playing height of cut will always be greater than the machine set height of cut and will be the mean between that and the height of the grass when it is cut again.

